


MACHINE LIGHTING CATALOGUE



Design | Develop | Manufacture
Industrial Machine Lighting Solution

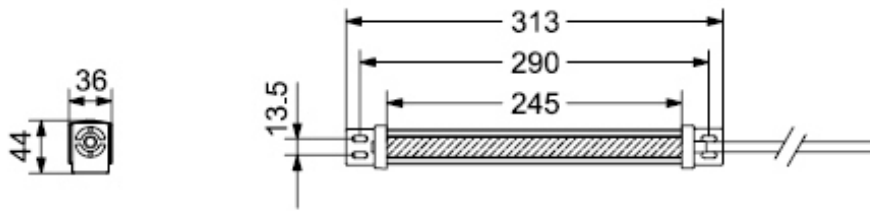
LMLL SERIES



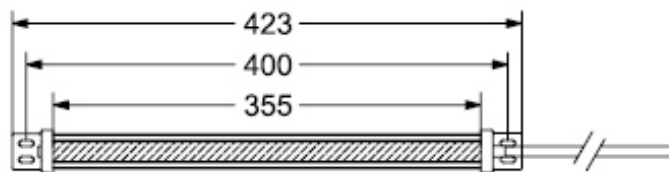
CE IP 65

Heat sink grade extruded aluminium profile
L clamp mounting for set able light position
LED 6500 , 110 Lumens/watt
Operating temp. -20 deg to 65 deg
Standard conformity IEC 6097, IEC 60529, IEC 60068

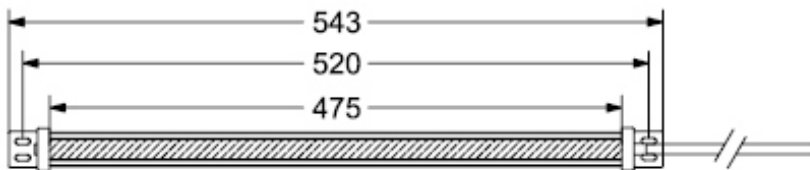
Specification



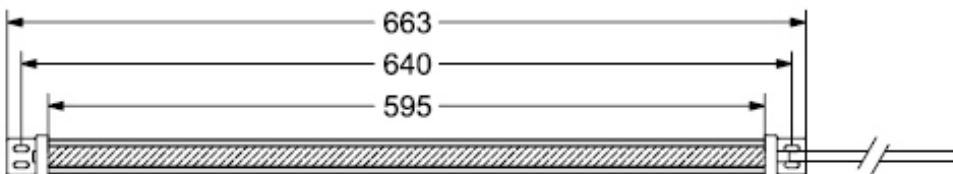
8 Watt 24 VDC
P/N: CR-LMLL-24-D-8W



12 Watt 24 VDC
P/N: CR-LMLL-24-D-12W




16 / 20 Watt 24 VDC
P/N: CR-LMLL-24-D-16W
P/N: CR-LMLL-24-D-20W



24 Watt 24 VDC
P/N: CR-LMLL-24-D-24W

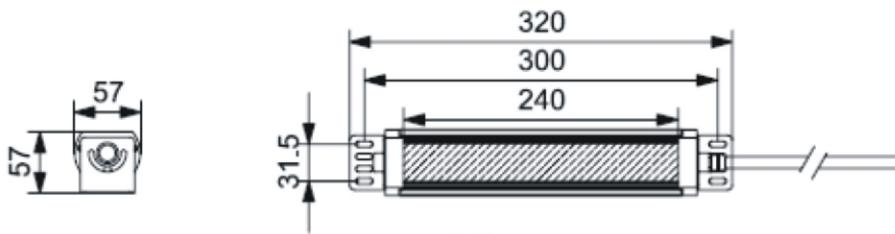
RMLL SERIES

CE IP 67




Heat sink grade extruded aluminium profile
L clamp mounting for set able light position
LED 6500 , 110 Lumens/watt
Operating temp. -20 deg to 65 deg
Standard conformity IEC 6097, IEC 60529, IEC 60068


Specification




12 Watt 24 VDC
P/N: CR-RMLL-24-D-12W



18Watt 24 VDC
P/N: CR-RMLL-24-D-18W




24Watt 24 VDC
P/N: CR-RMLL-24-D-24W



30Watt 24 VDC
P/N: CR-RMLL-24-D-30W

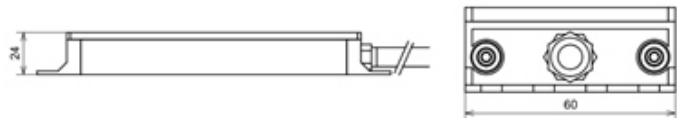
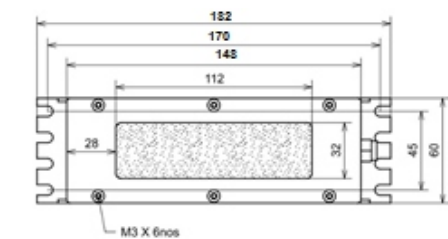
SMLL SERIES



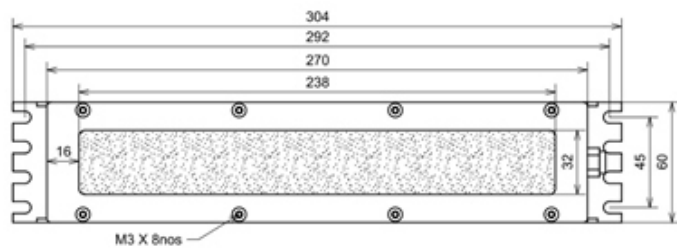
CE IP 67

Heat sink grade extruded aluminium profile
LED 6500 , 110 Lumens/watt
Operating temp. -20 deg to 65 deg
Standard conformity IEC 6097, IEC 60529, IEC 60068

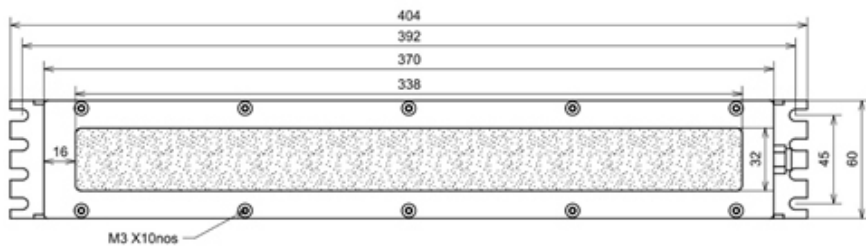
Specification



7 Watt 24 VDC
P/N: CR-SMLL-24-D-8W




14 Watt 24 VDC
P/N: CR-SMLL-24-D-14W



21 Watt 24 VDC
P/N: CR-SMLL-24-D-21W

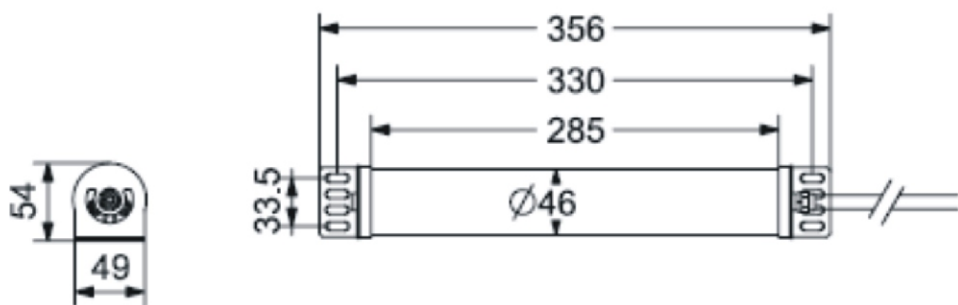
GMLL SERIES




CE IP 67

Thick Borosilicate glass of 4.2 mm
LED 6500 , 110 Lumens/watt
Operating temp. -20 deg to 65 deg
Standard conformity IEC 6097, IEC 60529, IEC 60068


Specification



9 Watt 24 VDC
P/N: CR-GMLL-24-D-9W
12 Watt 24 VDC
P/N: CR-GMLL-24-D-12W



18Watt 24 VDC
P/N: CR-GMLL-24-D-18W



24Watt 24 VDC
P/N: CR-GMLL-24-D-24W